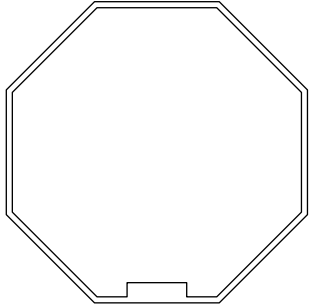
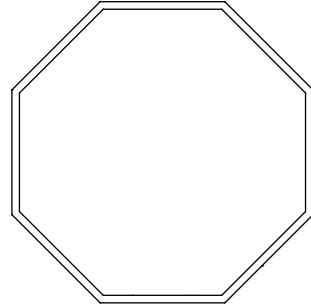


Adattatori - Serie S Ø 35 mm



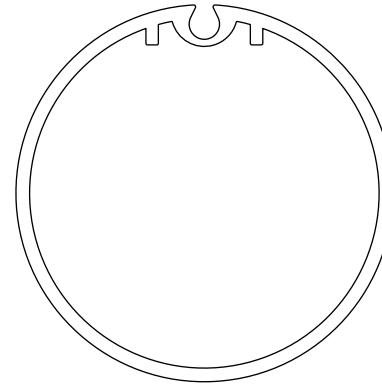
503.04000

Ottagonale 40x(0,6÷0,8)
ruota + corona



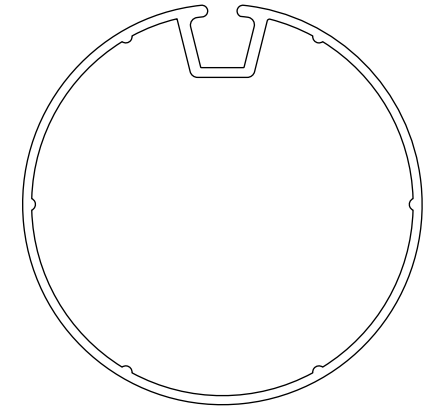
503.04001

Ottagonale 40x1
ruota + corona



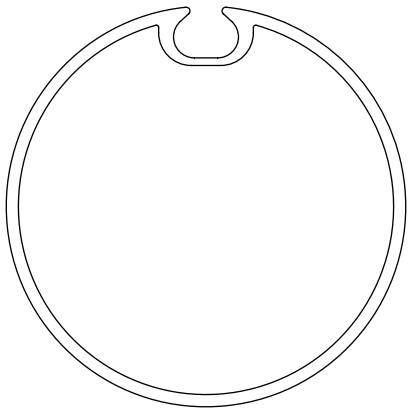
503.15000

Ogiva 50x2
ruota + corona




503.15300

Ogiva 53x1,5
ruota + corona



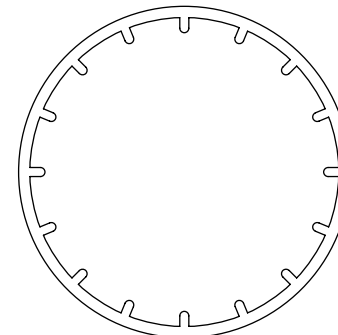
503.15301

Ogiva 53x2
ruota + corona



503.24000

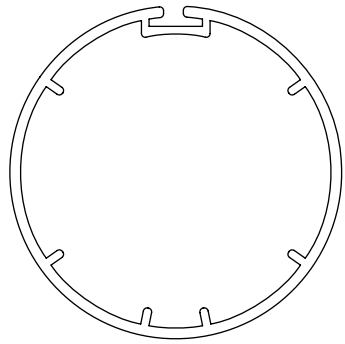
Tondo 40x1
ruota + corona



503.24115

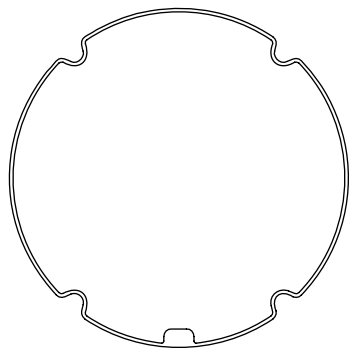
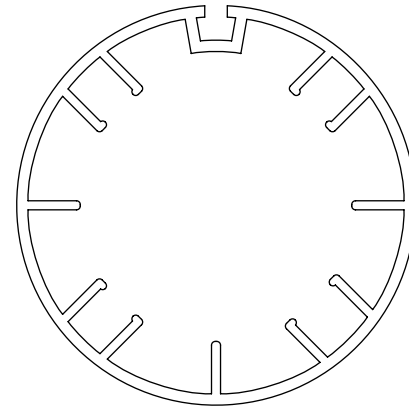
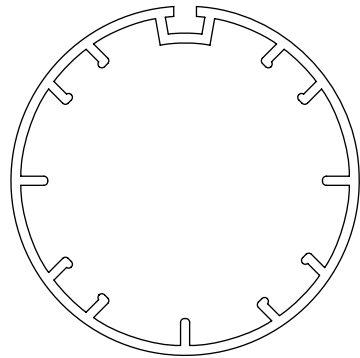
Tondo 44x3,5
ruota + corona

Adattatori - Serie S Ø 35 mm



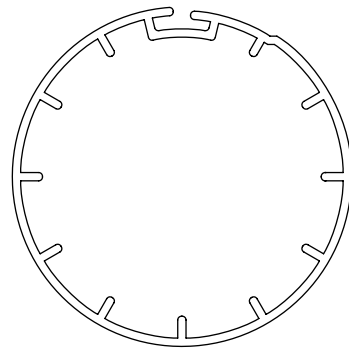
503.24315

Tondo con nervature e interno 37
ruota + corona



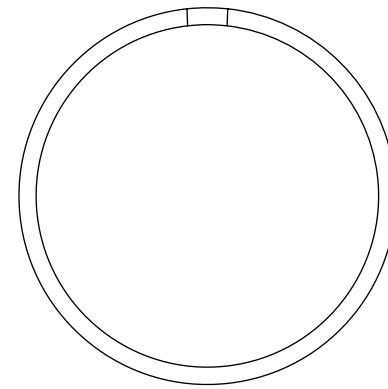
503.24500

ZF45
ruota + corona



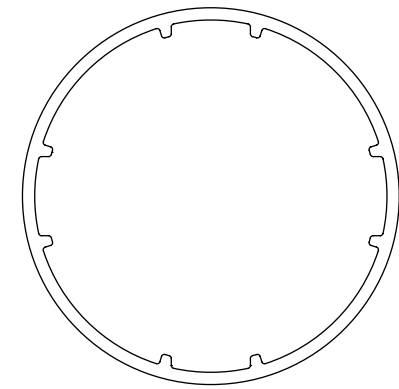
503.24615

Ogiva 45x4
ruota + corona



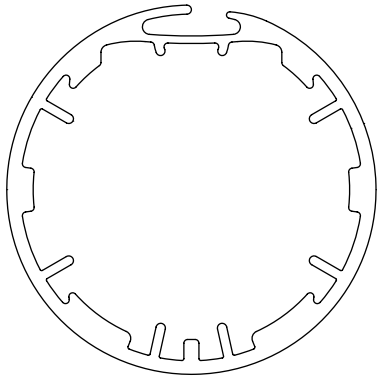
503.25000

Tondo 50x1,5
ruota + corona



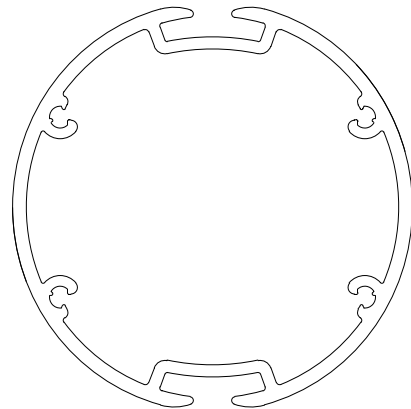
503.25001

Tondo 50 Rollease (Roller 2.00K)
ruota + corona



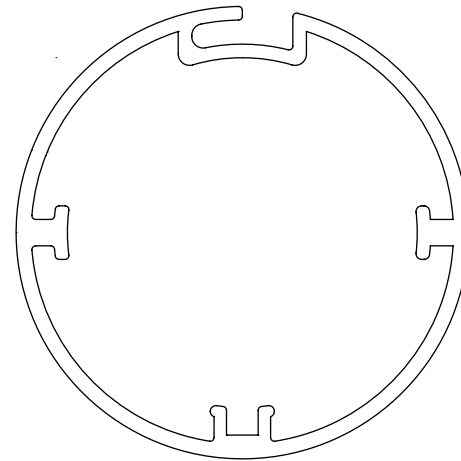
503.25003

Tondo 45 ACMEDA
con nervature interne
ruota + corona




503.25300

Ogiva 53x1,5 HD
ruota + corona



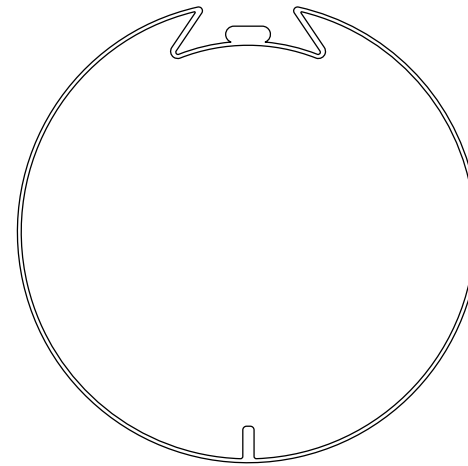
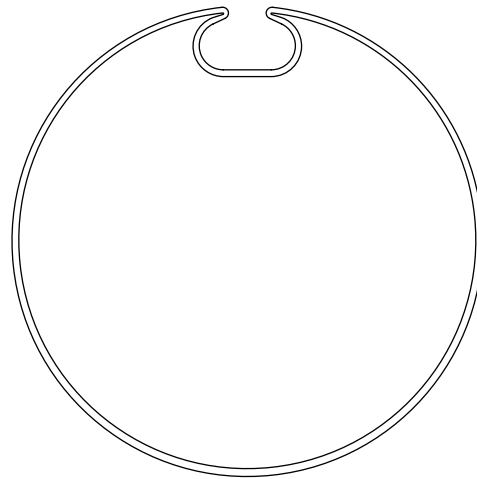
503.26000

Tondo 60x2 con ogiva speciale
e rilievi interni
ruota + corona

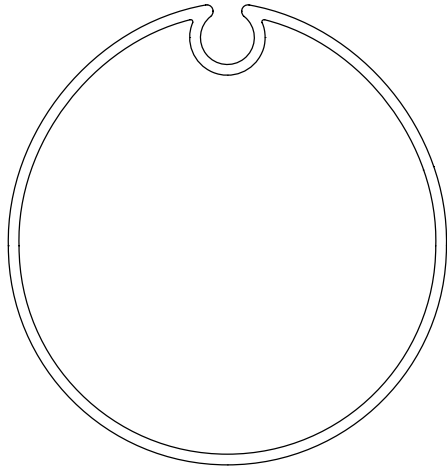


503.26200

Tondo 63x1,5 (Welsler) - 62x0,6 (Deprat)
ruota + corona

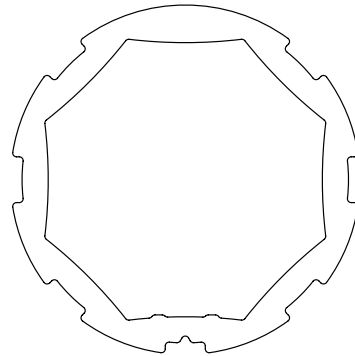


Adattatori - Serie S Ø 35 mm



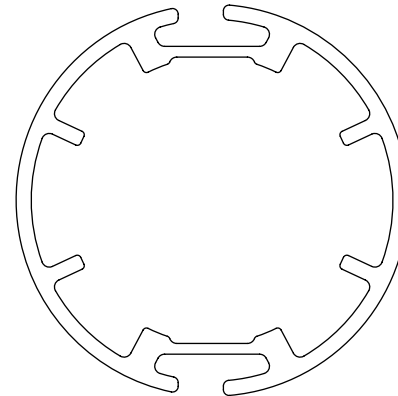
503.26201

Ovale con ogiva 61-64x1,5
ruota + corona



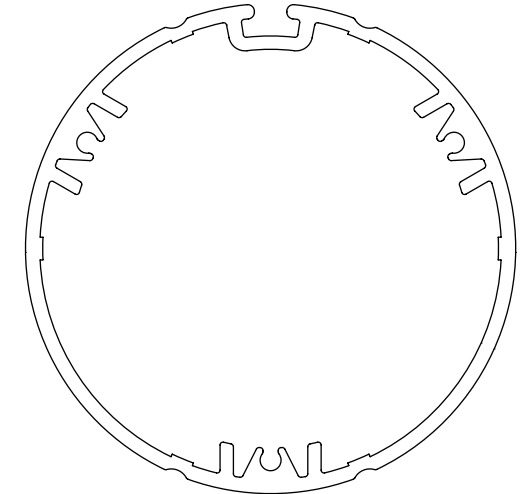
513.04000

Ottagonale 37
ruota in gomma + corona



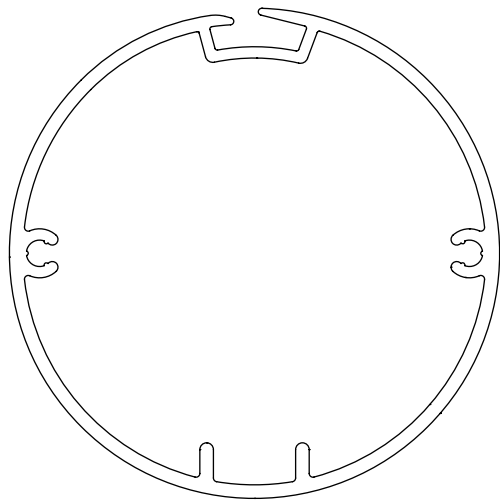
513.15200

Ogiva 52x2 Benthin
ruota + corona



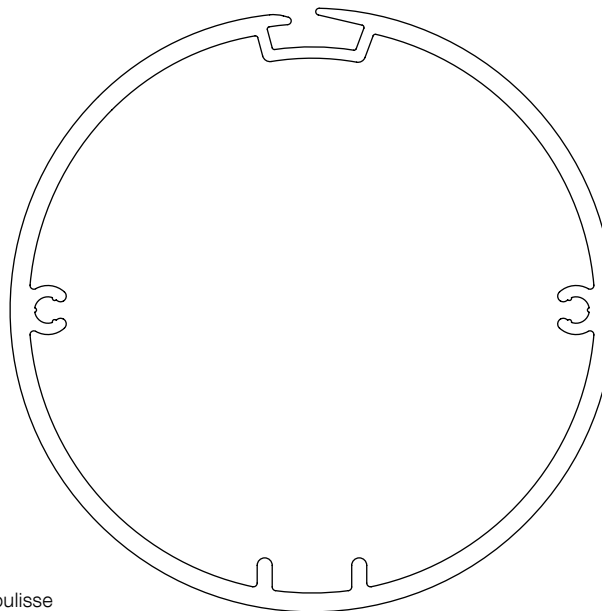
513.16300

Ogiva 65x1,8
ruota + corona



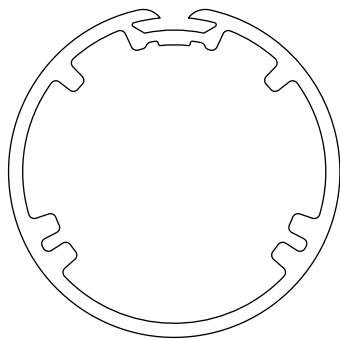

513.16501

Ogiva 65x1,8 Coulisse
ruota + corona



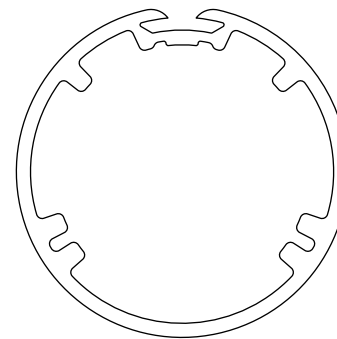

513.18000

Ogiva 80x2,5 Coulisse
ruota + corona



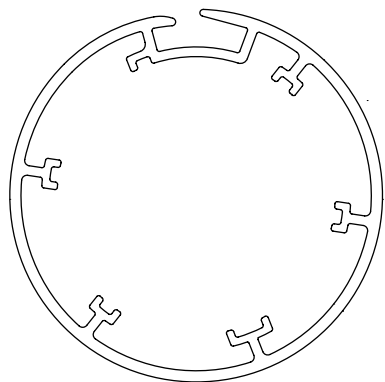
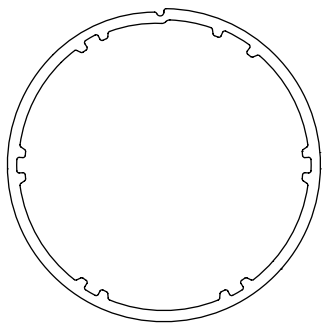
513.24000

Tondo 40x(1,4÷2)
ruota + corona



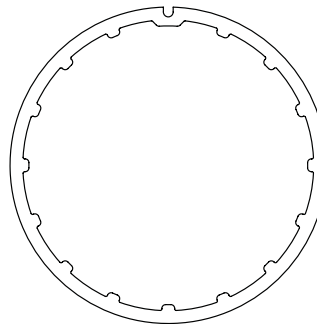
513.24015

Tondo 40x1,5
ruota + corona



513.24200

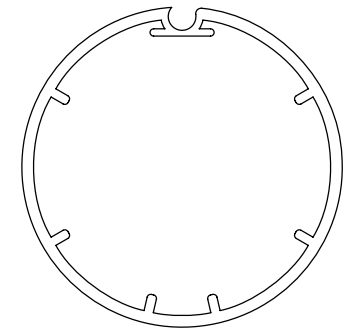
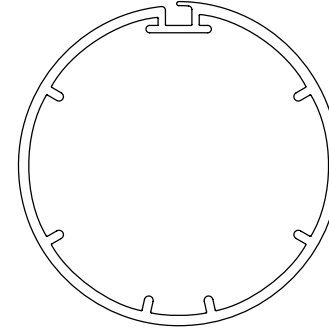
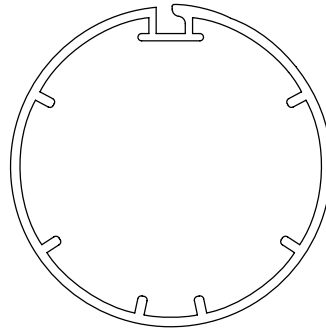
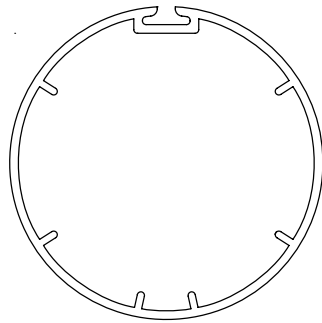
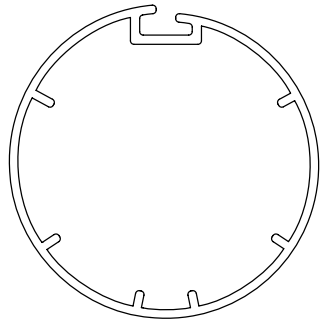
Tondo 42x1,5 Coulisse
ruota + corona



513.24201

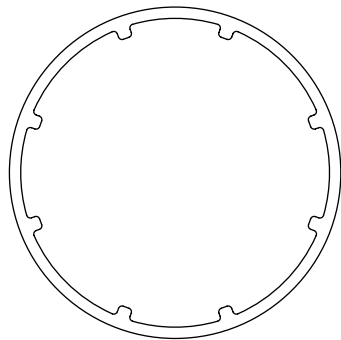
Tondo 42x1,5 Silentgliss
ruota + corona

Adattatori - Serie S Ø 35 mm



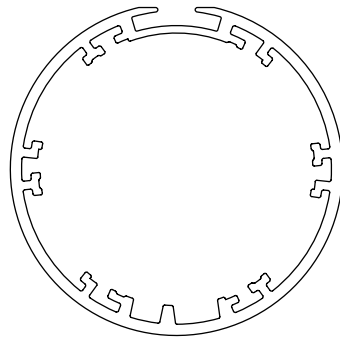
513.24215

Tondo 44
ruota + corona



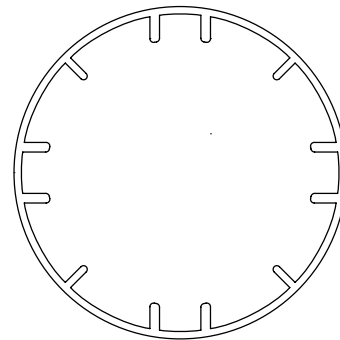
513.24401

Tondo 44x1,5 Benthin
ruota + corona



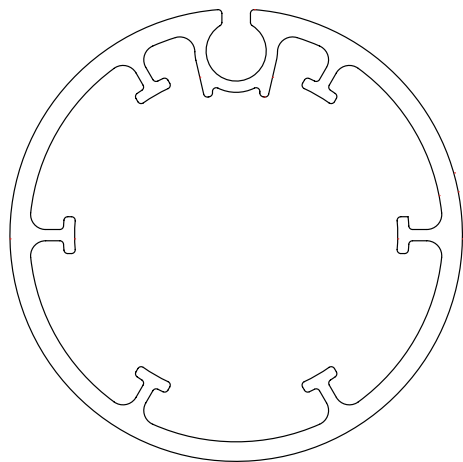
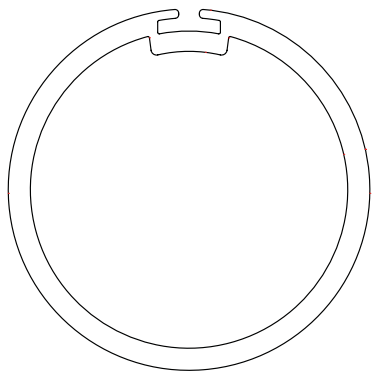
513.24415

Tondo 44,5x1,5
ruota + corona



513.24515

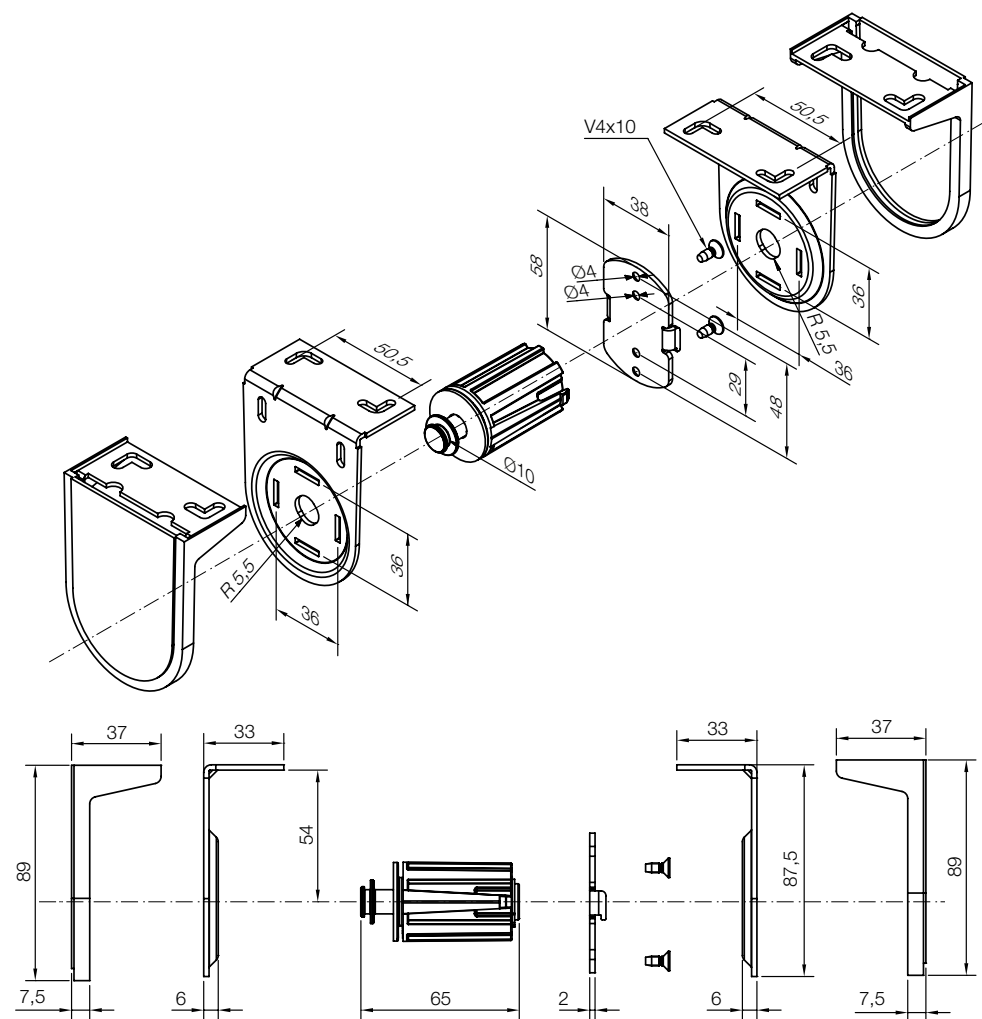
Tondo 45x4,5
ruota + corona



513.24900

Ogiva 49x2,9 e 60x2,5 Mottura
ruota + corona

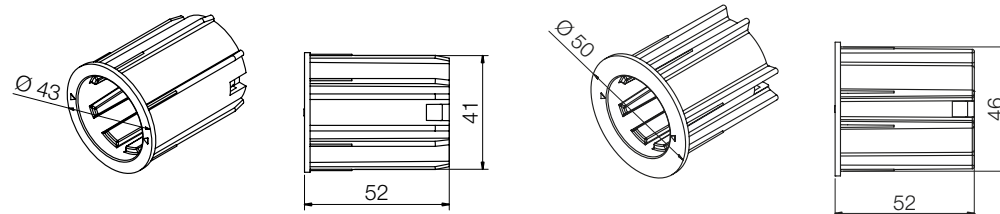
Kit supporti



525.40003

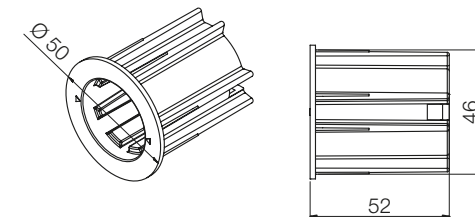
Kit supporti bianchi, interasse 55 mm, per motori Ø 35/45 mm, max 10 Nm.
Da associare necessariamente al kit calotta 575.24801, 575.26000, 575.25000, 575.26300.

Kit calotta



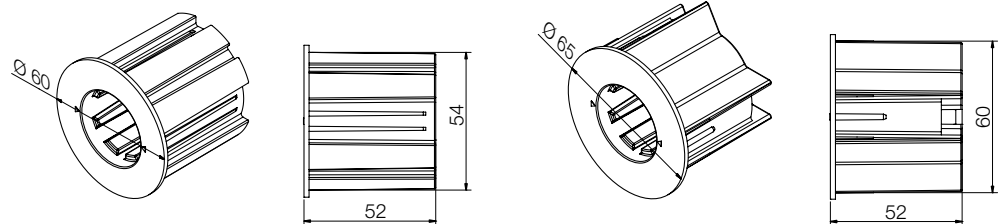
575.24801

Kit calotta bianca per rullo tipo Acmeda Ø 48 mm, per motori Ø 35 mm. Da associare necessariamente ai kit supporti bianchi, interasse 55 mm per motori Ø 35 mm 525.40001 o 525.40003.



575.25000

Kit calotta bianca per rullo tipo Rollease 2" (50 mm), per motori Ø 35/45 mm. Da associare necessariamente ai kit supporti bianchi, interasse 55 mm, per motori Ø 35/45 mm 525.40001 o 525.40003.



575.26000

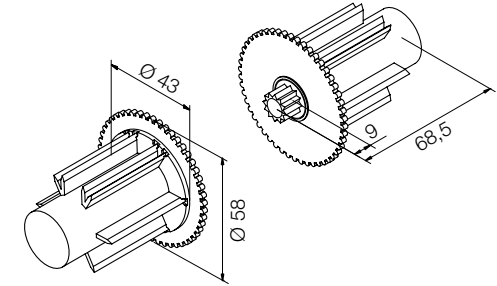
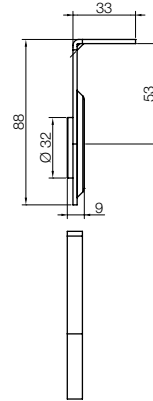
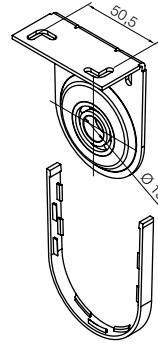
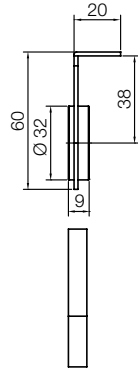
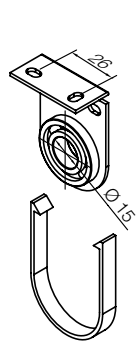
Kit calotta bianca per rullo tipo Acmeda Ø 60 mm, per motori Ø 35/45 mm. Da associare necessariamente ai kit supporti bianchi, interasse 55 mm, per motori Ø 35 mm, 525.40002 o 525.40003.

575.26300

Kit calotta bianca per rullo tipo Rollease 2,5", per motori Ø 35/45 mm. Da associare necessariamente ai kit supporti bianchi, interasse 55 mm, per motori Ø 35 mm e 45 mm, 525.40002 o 525.40003.

Supporti - Serie S Ø 35 mm

Supporti intermedi



523.40002

Supporto intermedio bianco, interasse 40 mm, per motori Ø 35 mm.
Da associare necessariamente al kit calotta 575.24800.

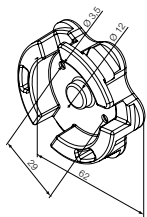
525.40004

Supporto intermedio bianco, interasse 55 mm, per motori Ø 35/45 mm.
Da associare necessariamente al kit calotta intermedia 575.24800.

575.24800

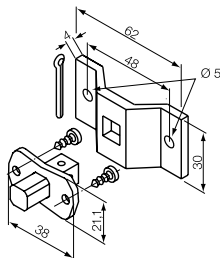
Kit calotta intermedia bianca per rullo tipo Acmeda Ø 48 mm,
per motori Ø 35 mm. Da associare necessariamente ai supporti
intermedi 523.40002 o 525.40004.

Altri supporti



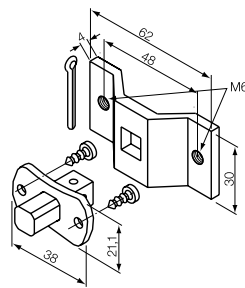
523.00000

Adattatore universale bianco
compatibile con i supporti
per testa a stella (interasse 29 mm)



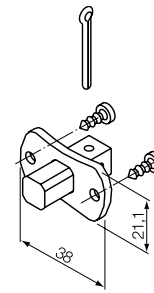
523.10012

Perno quadro 10 mm + staffa



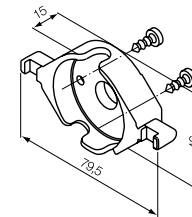
523.10012/M6

Perno quadro 10 mm
+ staffa con fori M6



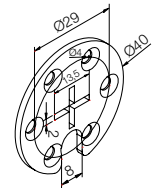
523.10013

Perno quadro 10 mm



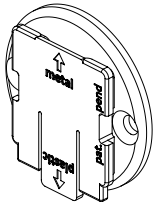
523.10014

Supporto in plastica
(accoppiabile anche all'art.
525.10052)



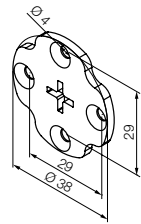
523.10015

Supporto circolare
con foro a croce



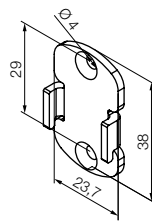
523.30000

Adattatore universale bianco per supporti Coulisse (interasse 29 mm)



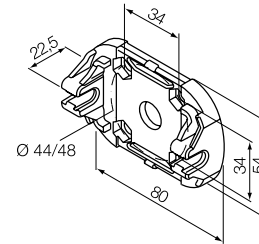
523.30001

Adattatore universale bianco compatibile con supporti Rollease della serie R8 (interasse 29 mm)



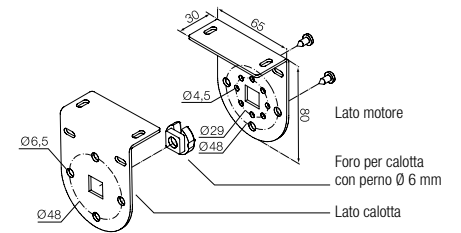
523.30002

Adattatore universale bianco compatibile con supporti Rollease della serie Skyline (interasse 29 mm).



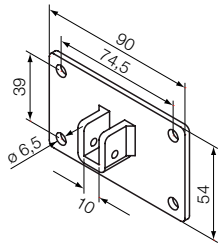
525.10052 max 30 Nm

Supporto in plastica ad incastro (da accoppiare necessariamente all'art. 523.10014)



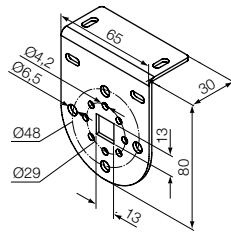
525.10070 max 30 Nm

Kit per tende verticali, bianco (da associare a 575.12040 o 575.12050).



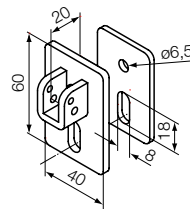
525.10074 max 30 Nm

Flangia 90x54 con staffa a sella per perno 10 mm



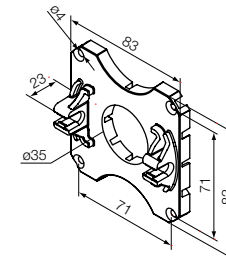
525.10075 max 30 Nm

Supporto bianco con 4 fori svasati.



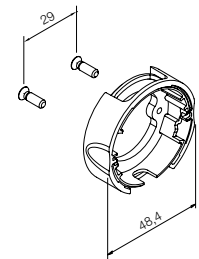
525.10087 max 30 Nm

Kit supporto con staffa e sella per perno quadro 10 mm



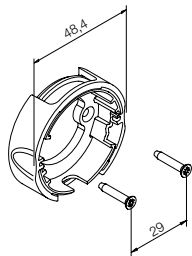
525.10088 max 30 Nm

Supporto in plastica ad incastro (da accoppiare necessariamente all'art. 523.10014)



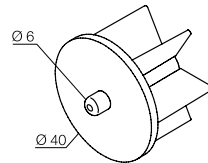
533.10010

Supporto compatto (nero)



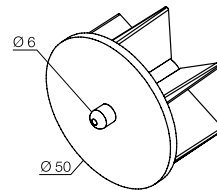
533.10011

Supporto compatto (nero)



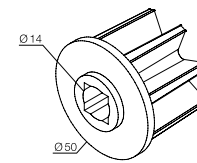
575.12040

Calotta con perno per rullo Ø 40 mm.



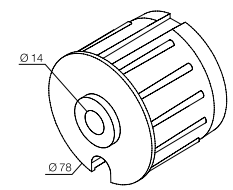
575.12050

Calotta con perno per rullo Ø 50 mm.



575.12150

Calotta senza perno per rullo Ø 50 mm.



575.12178

Calotta senza perno per rullo Ø 78 mm.

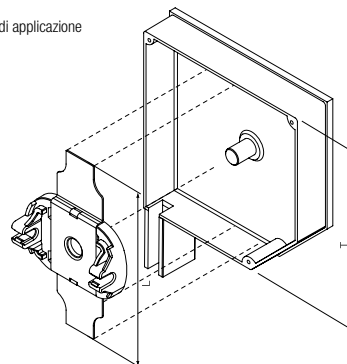
Supporti - Serie S Ø 35 mm

Lame per cassonetti

Da accoppiare necessariamente all'art. 525.10052

Codice	Misura L	Misura T	Coppia max.
525.10080	120 mm	125 mm	15 Nm
525.10081	132 mm	137 mm	15 Nm
525.10082	145 mm	150 mm	15 Nm
525.10083	160 mm	165 mm	15 Nm
525.10084	175 mm	180 mm	30 Nm
525.10085	200 mm	205 mm	30 Nm
525.10086	179 mm	180 mm	30 Nm

Esempio di applicazione



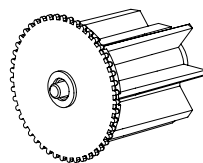
Acmeda

523.40003

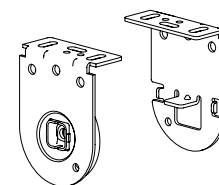
Kit supporti bianchi per rulli Acmeda S45.

Il Kit include:

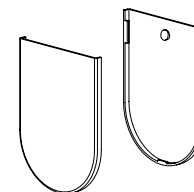
Codice	Descrizione
575.12045	Calotta con perno retrattile per rulli Acmeda S45
523.10018	Kit staffe bianche con flangia per rulli Acmeda S45
523.30018	Kit cover bianche per staffe per rulli Acmeda S45
523.20018	Disco adattatore bianco con foro a croce per rulli Acmeda S45



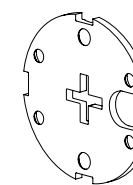
575.12045



523.10018



523.30018



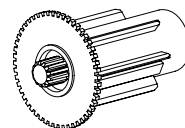
523.20018

523.40004

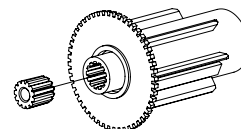
Kit supporto intermedio bianco per rulli Acmeda S45.

Il Kit include:

Codice	Descrizione
575.16045	Calotta intermedia bianca (maschio) per rulli Acmeda S45
575.17045	Calotta intermedia bianca (femmina) per rulli Acmeda S45
523.18045	Supporto intermedio bianco per rulli Acmeda S45



575.16045



575.17045



523.18045